



HOW TO ENROLL IN AUTO PAY (mobile app)



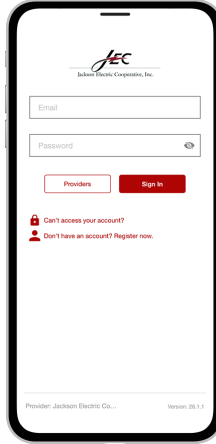
Jackson Electric Cooperative, Inc.

STEP 1



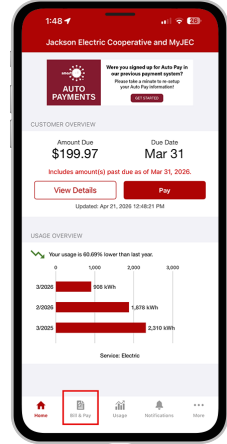
Open the **SmartHub app** on your mobile device.

STEP 2



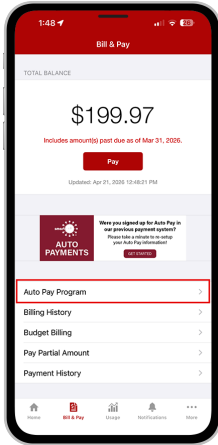
Sign in to your account using your email address and password you set up during registration.

STEP 3



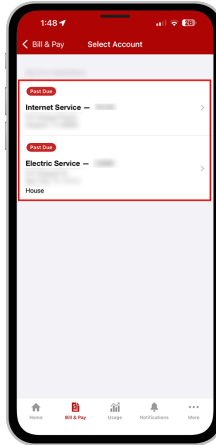
From the home screen tap on the **Bill & Pay** button.

STEP 4



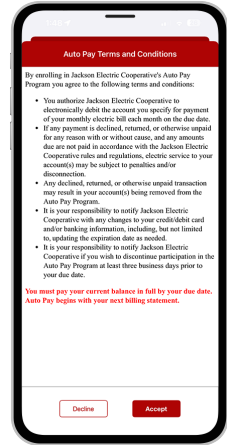
From the Bill & Pay screen, locate and tap on the **Auto Pay Program** menu.

STEP 5




Select the account(s) you want to sign up for Auto Pay.

STEP 6



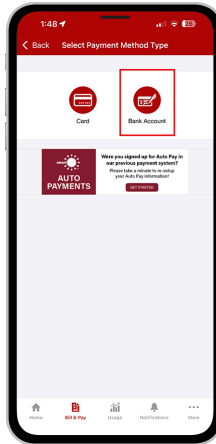
You will need to accept our **Terms & Conditions**. Tap the **Accept** button to continue.

STEP 7



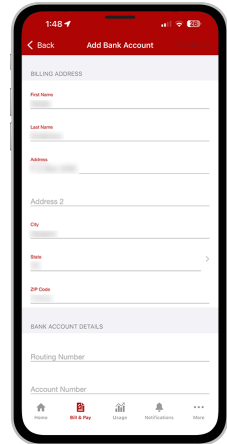
On the Auto Pay Program page, tap the **Add New** button.

STEP 8



Select the button to connect your **bank account** or **credit card**.

STEP 9



Follow the prompts on the next screen to finish the process.

Visit jecec.com/smarthub for more information.